

Ballast compatibility list of OSRAM DULUX® LED

October 2019

OSRAM DULUX® D/E

- OSRAM DULUX® D/E 18 LED 7W/830 230V HF G24q-2 3
- OSRAM DULUX® D/E 18 LED 7W/840 230V HF G24q-2 3
- OSRAM DULUX® D/E 26 LED 10W/830 230V HF G24q-3 4
- OSRAM DULUX® D/E 26 LED 10W/840 230V HF G24q-3 4

OSRAM DULUX® L

- OSRAM DULUX® L 18 LED 7 W 830 HF 2G11 5
- OSRAM DULUX® L 18 LED 7 W 840 HF 2G11 5
- OSRAM DULUX® L 36 LED 18 W 830 HF 2G11 6
- OSRAM DULUX® L 36 LED 18 W 840 HF 2G11 6
- OSRAM DULUX® L 55 LED 24 W 830 HF 2G11 7
- OSRAM DULUX® L 55 LED 24 W 840 HF 2G11 7

Ballast compatibility list of OSRAM DULUX® LED

August 2019

Important notice:

The compatibility list is based upon testing conducted by the manufacturer in a lab simulated environment, and the result can vary in certain applications due to number of factors.

This document is for information purposes only and must be treated as reference only.

Applications and conditions of use are varied and beyond LEDVANCE control.

Prior to installation please read User instruction sheet which is included in the product packaging.

LEDVANCE does not accept any responsibility, warranty or liability when using ballasts not mentioned in the table.

All OSRAM DULUX® LED lamps can be operated directly on AC mains as well.

Compatibility test result will be updated on a regular basis. Please check the latest compatibility list at:








































www.ledvance.com/ecg-compatibility

OSRAM DULUX® D/E 18 LED 7W/830 230V HF G24q-2

OSRAM DULUX® D/E 18 LED 7W/840 230V HF G24q-2

 compatible

 not compatible

| Brand | Model | EAN / Ref.no | Lamps on ballast | Compatibility with OSRAM DULUX® D/E 18 LED 7W 830/840 230V HF G24q-2 |
|-----------------|--------------------------------|---------------|------------------|---|
| | | | | Product EAN10 No. 4058075135208 4058075135222 |
| OSRAM | EZ T/E 2x13/220-240 | 4008321675286 | 2 |  |
| | EZ T/E 1x18/220-240 | 4008321675224 | 1 |  |
| | EZ-T/E 1x13 / 220-240 | 4008321675262 | 1 |  |
| | QT-ECO 1X18-21 /220-240s | 4050300794907 | 1 |  |
| | QT-ECO T/E 2x18/220-240 | 4050300803982 | 2 |  |
| | QTP-T/E 1x18, 2x18 | 4008321537065 | 1 |  |
| | QTP-T/E 1x18, 2x18 | 4008321537065 | 2 |  |
| Philips | HF-MATCHBOX | | 1 |  |
| | HF-P 1 18 PL-T/C III | | 1 |  |
| | HF-P 1/2 18 PL-T/C III | 8711500881038 | 1 |  |
| | HF-P 1/2 18 PL-T/C III | 8711500881038 | 2 |  |
| | HF-P 118 PL-L 220-240 | | 1 |  |
| | HF-P 2 18 PL-T/C EII | | 2 |  |
| | HF-P 2 18 PL-T/C III | 8711500881038 | 2 |  |
| | HF-R 118 PL-T/C EII | 8718291176923 | 1 |  |
| | HF-R 218 PL-T/C EII | 8718291176985 | 2 |  |
| | HF-R TD 218 PL-T/C EII 220-240 | 8711500913425 | 2 |  |
| | HF-S 1/2 18 PL-T/C II SR | 8718291169635 | 1 |  |
| | HF-S 1/2 18 PL-T/C II SR | 8718291169635 | 2 |  |
| Helvar | EL 1/2X18-42TCs | 8595209937445 | 1 |  |
| | EL 1/2X18-42TCs | 8595209937445 | 2 |  |
| Tridonic | PC 2X18 TC TOP | 9006210446578 | 2 |  |
| | PC 1/2X18 TC PRO | 9006210345598 | 1 |  |
| | PC 1/2X18 TC PRO | 9006210345598 | 2 |  |
| | PC 1/2X18 TC PRO sr | 9006210346137 | 1 |  |
| | PC 1/2X18 TC PRO sr | 9006210346137 | 2 |  |
| | PC 1X18 TC TOP | 9006210446509 | 1 |  |
| | PC 1X18-24W BASIC sl | 9006210226910 | 1 |  |
| Vossloh-Schwabe | ELXc 218.881 | 183136 | 2 |  |
| | ELXc 218.871 | 188713 | 1 |  |
| | ELXc 218.871 | 188713 | 2 |  |
| | ELXc 118.879 | 183134 | 1 |  |
| | ELXs 121.901 | 188663 | 1 |  |
| | ELXs 121.904 | 188664 | 1 |  |
| b,a,g, | BCS 18.1-2Q-01/220-240 | 4046189025959 | 1 |  |
| | BCS 18.1-2Q-01/220-240 | 4046189025959 | 2 |  |
| TCI | MBQ 118/2 | 137968/118 | 1 |  |
| | MBQ 218/2 | 137968/218 | 2 |  |
| | BCC 121 | 137946HTC | 1 |  |

OSRAM DULUX® D/E 26 LED 10W/830 230V HF G24q-3



OSRAM DULUX® D/E 26 LED 10W/840 230V HF G24q-3

























 compatible
 not compatible

| Brand | Model | EAN / Ref.no | Lamps on ballast | Compatibility with OSRAM DULUX® D/E 26 LED 10W 830/840 230V HF G24q-3 |
|-----------------|---------------------------------|---------------|------------------|---|
| | | | | Product EAN10 No. 4058075135246 4058075135260 |
| OSRAM | QTP-M 1x26-42 | 4008321329134 | 1 | |
| | QTP-M 2x26-32 | 4008321329158 | 2 | |
| | QT-ECO 1X26/220-240 S | 4008321065971 | 1 | |
| | QT-M 2x26-42/220-240 S | 4008321110022 | 2 | |
| | EZ-T/E 2x26/220-240 | 4008321675323 | 2 | |
| | QTP-T/E 1x26-42,2x26 | 4008321537089 | 2 | |
| | QTP-T/E 1x26-42,2x26 | 4008321537089 | 1 | |
| Philips | HF-P 1 22-42 PL-T/C/L/TL5C EII | 8711500913975 | 1 | |
| | HF-P 2 22-42 PL-T/C/L/TL5C EII | 8711500913999 | 2 | |
| | HF-P 2 26 PL-T/C III | 8711500881052 | 2 | |
| | HF-P 1/2 26 PL-T/C III | 8711500881052 | 1 | |
| | HF-P 1/2 26 PL-T/C III | 8711500881052 | 2 | |
| | HF-S 1/2 26 PL-T/C II SR | 8711500881052 | 1 | |
| | HF-S 1/2 26 PL-T/C II SR | 8718291169598 | 2 | |
| | HF-S 226 PL-T/C II SR | | 2 | |
| | HF-R TD 1 26-42 PL-T/C EII 220- | | 1 | |
| | HF-Ri TD 2 26-42 PL-T/C E+ | 8718291241690 | 1 | |
| | HF-R 2 26-42 PL-T/C EII | 8711500880758 | 1 | |
| | HF-Ri TD 1 26-42 PL-T/C E+ | 8718291241676 | 1 | |
| | HF-R 1 26-42 PL-T/C EII | 8711500880765 | 1 | |
| Vossloh-Schwabe | ELXc 142.876 | 188888 | 1 | |
| | ELXc 142.876 | 188888 | 2 | |
| | ELXc 242.877 | 188889 | 2 | |
| | ELXc 142.872 | 188700 | 1 | |
| | ELXc 142.872 | 188700 | 2 | |
| | ELXc 126.906 | 188667 | 1 | |
| b,a,g, | BCS42.1Q-01/220-240 | 10097535 | 1 | |
| | BCS42.1/26.2Q-01/220-240 | 10097545 | n/a | |
| | BCS42.1/26.2LS-01/220-240 | 10095045 | n/a | |
| | BCS70.1/42.2Q-01/220-240 | 10097546 | 1 | |
| | BCS70.1/42.2Q-01/220-240 | 10097546 | 2 | |
| TCI | MBQ 142/2 | 137968/142 | 1 | |
| | BCC 126 | 137949HTC | 1 | |
| | MBQ 242/2 | 137962/242 | 1 | |
| | MBQ 226/2 | 137968/226 | 1 | |

OSRAM DULUX® L 18 LED 7W/830 HF 2G11

OSRAM DULUX® L 18 LED 7W/840 HF 2G11

 compatible
 not compatible

| Brand | Model | EAN / Ref.no | Lamps on ballast | Compatibility with OSRAM DULUX® L 18 LED 7W 830/840 230V HF 2G11 |
|-----------------|-----------------------------|---------------|---|---|
| | | | | Product EAN10 No. 4058075135369 4058075135383 |
| OSRAM | Qti 1x14/24/21/39 GII | 4008321383334 | 1 |  |
| | QTiSe 1x18/220-240 | 4050300775388 | 1 |  |
| | QTP-OPTIMAL 1X18-40 | 4008321873743 | 1 |  |
| | QTP-DL 1X18-24 | 4008321117861 | 1 |  |
| | Qti 1x14/24 DIM | 4050300870922 | 1 |  |
| | Qti DALI 2X14/24 DIM | 4050300870861 | 2 |  |
| | Qti 2x14/24/21/39 GII | 4008321383396 | 2 |  |
| | QTiSe 2x18/220-240 | 4050300775401 | 2 |  |
| | QTP-OPTIMAL 2X18-40 | 4008321873767 | 2 |  |
| QTP-DL 2X18-40 | 4008321117885 | 2 |  | |
| Philips | HF-P 118/136 TL-D II | 8711500999641 | 1 |  |
| | HF-S 118/136 TL-D II | 9137 130 321 | 1 |  |
| | HF-Pi 1 14/21/24/39 TL5 EII | 9137 006 240 | 1 |  |
| | HR-R TD 118 TL-D EII | | 1 |  |
| | HF-Pi 2 14/21/24/39 TL5 EII | 9137 006 242 | 2 |  |
| | HF-P 218/236 TL-D III | 8711500999665 | 2 |  |
| | HF-S 3/418 TL-D II | 9137130326 | 3 |  |
| | HF-S 3/418 TL-D II | 9137130326 | 4 |  |
| Tridonic | PC 1/14-35/24/39 T5 PRO-MIp | 22176182 | 1 |  |
| | PC 2X18 T8 TEC | 87500256 | 2 |  |
| | PC 2/36/4X18 T8 TEC | 87500260 | 4 |  |
| Vossloh-Schwabe | ELXC 140.862 | 188140 | 1 |  |
| | ELXC 240.863 | 188616 | 2 |  |
| | ELXC 236.208 | 188705 | 2 |  |

OSRAM DULUX® L 36 LED 18W/830 HF 2G11

OSRAM DULUX® L 36 LED 18W/840 HF 2G11


















































| Brand | Model | EAN / Ref.no | Lamps on ballast | Compatibility with OSRAM DULUX® L 36 LED 18W 830/840 HF 2G11 |
|------------------|----------------------------------|---------------|------------------|--|
| | | | | Product EAN10 No. 4058075135406 4058075135420 |
| OSRAM | QT 1X36 DIM | 4008321645623 | 1 | |
| | Qti 1x14/24/21/39 GII | 4008321383334 | 1 | |
| | Qti 1x14/24/21/39 GII | 4008321383334 | 2 | |
| | QTP-DL 1X36-40 | 4008321117908 | 1 | |
| | QTP-DL 2X36-40 | 4008321117922 | 2 | |
| | QTP-OPTIMAL 1X18-40 | 4008321873743 | 1 | |
| | QTP-OPTIMAL 2X18-40 | 4008321873767 | 2 | |
| Philips | HF-B 136/236 TLD EII 220-240 | 9137 001 928 | 1 | |
| | HF-B 136 TLD EII 220-240 | 9137 001 926 | 1 | |
| | HF-P 118/136 TL-DII | | 1 | |
| | HF-S 118/136 TL-D II | 9137 130 321 | 1 | |
| | HF-Pi 1 14/21/24/39 TL5 EII 220- | 9137 006 240 | 1 | |
| | HF-B 136/236 TLD EII 220-240 | 9137 001 928 | 2 | |
| | HF-Pi 2 14/21/24/39 TL5 EII 220- | 9137 006 242 | 2 | |
| | HF-P 218/236 TL-D III | 91166400 | 2 | |
| | HF-R TD 236 PL-L EII | | 2 | |
| | HF-R 236 PLL EII 220-240 | 9137 006 200 | 2 | |
| HF-S 336 TL-D II | 9137 130 327 | 3 | | |
| Helvar | EL1X39/36ngn5 | 2050000258251 | 1 | |
| | EL 2X39/36 ngn5 | 8595209930170 | 2 | |
| Tridonic | PC 1/14-35/24/39 T5 PRO-MIp | 22176182 | 1 | |
| | PC 1/36 TCL PRO | 87500507 | 1 | |
| | PC 1X36 T8 TEC | 87500258 | 1 | |
| | PC 2/36 TCL PRO | 87500518 | 2 | |
| | PC 2X36/4X18 T8 TEC | 87500260 | 2 | |
| | PC 2X36 T8 TEC | 87500259 | 2 | |
| | PC 2X36 T8 TEC | 87500116 | 2 | |
| Vossloh-Schwabe | ELXC 140.862 | 188140 | 1 | |
| | ELXC 240.863 | 188616 | 2 | |
| | ELXC 236.208 | 188705 | 2 | |

OSRAM DULUX® L 55 LED 24W/830 HF 2G11

OSRAM DULUX® L 55 LED 24W/840 HF 2G11

 compatible

 not compatible

| Brand | Model | EAN / Ref.no | Lamps on ballast | Compatibility with OSRAM DULUX® L 55 LED 24W 830/840 230V HF 2G11 |
|---------------------|----------------------------------|---------------|--|--|
| | | | | Product EAN10 No. 4058075260887 4058075260900 |
| OSRAM | QTP-FC 1x55 | 4008321537041 | 1 |  |
| | QTP-DL 1x55 GII | 4008321390158 | 1 |  |
| | QTP-OPTIMAL 1x54-58 | 4008321873729 | 1 |  |
| | Qti 1x35/49/80 GII | 4008321383372 | 1 |  |
| | QT 2x55 / 230 | | 2 |  |
| | QTP-DL 2x55 GII | 4008321390172 | 2 |  |
| | Qti 2x35/49/80 GII | 4008321658951 | 2 |  |
| | QTP-OPTIMAL 2x54-58 | 4008321880253 | 2 |  |
| Philips | HF-P 155 PLL EII 220-240 | 9137001922 | 1 |  |
| | HF-S 158 TL-D II | 9137130322 | 1 |  |
| | HF-E 1/2 58 TL-D II | 9137130409 | 1 |  |
| | HF-E 1/2 58 TL-D II | 9137130409 | 2 |  |
| | HF-P 158 TL-D III IDC | 9137130318 | 1 |  |
| | HF-S 154 TL5 II | 9137130336 | 1 |  |
| | HF-P 154/155 TL5 HO/PL-L III IDC | 9137130282 | 1 |  |
| | HF-Pi 1 28/35/49/54 TL5 EII 220- | 9137006241 | 1 |  |
| | HF-B 158/258 TLD EII 220-240 | 9137001929 | 1 |  |
| | HF-B 158/258 TLD EII 220-240 | 9137001929 | 2 |  |
| | HF-S 258 TL-D II | 9137130325 | 2 |  |
| | HF-P 258 TL-D III IDC | 9137130319 | 2 |  |
| | HF-P 254/255 TL5 HO/PL-L III IDC | 9137130283 | 2 |  |
| | HF-S 254 TL5 II | 9137130337 | 2 |  |
| HF-S 258 TL-D II HT | 9137006899 | 2 |  | |
| | HF-Pi 2 28/35/49/54 TL5 EII | 9137006243 | 2 |  |
| TRIDONIC | PC 1/55 TCL PRO | 22176169 | 1 |  |
| | PC 1x58 T8 TEC | 87500150 | 1 |  |
| | PC 1x54 T5 PRO IP | 22185155 | 1 |  |
| | PC 1x58 T8 PRO Ip | 22185215 | 1 |  |
| | PC 2/55 TCL PRO | 22176233 | 2 |  |
| | PC 2x58 T8 PRO sl | 22185218 | 2 |  |
| | PC 2x55 TCL PRO Ip | 22185286 | 2 |  |
| | PC 2x58 T8 TEC | 22176233 | 2 |  |
| Vossloh-Schwabe | ELXc 155.378 | 188680 | 1 |  |
| | ELXc 180.866 | 188144 | 1 |  |
| | ELXc 254.865 | 188618 | 2 |  |
| | ELXc 280.538 | 188619 | 2 |  |
| bag | MLS80.1/54.2FR-11/220-240 | 1007 1609 | 1 |  |
| HELVAR | EL1x55s | | 1 |  |
| | EL1x55ngn5 | | 1 |  |
| | EL2x55s | | 2 |  |
| BAG HUECO | BCS54.1FR-01/220-240 | | 1 |  |
| | BCS58.1SR-01/220-240 | 10051002 | 1 |  |
| | BCS54.2FX-11/220-240 | 10077586 | 2 |  |
| | D58.1-23021 E | 166082 | 1 |  |
| | D58.2-23021 E | 166082 | 2 |  |
| TCI | BTLT 154 | 137998/154 | 1 |  |
| | BTLT 254 | 137999/54 | 2 |  |