

OPTOTRONIC®

OT 15/220-240/12 P


Constant Voltage LED Power supply for 12V LED - Modules

1. Technical Data

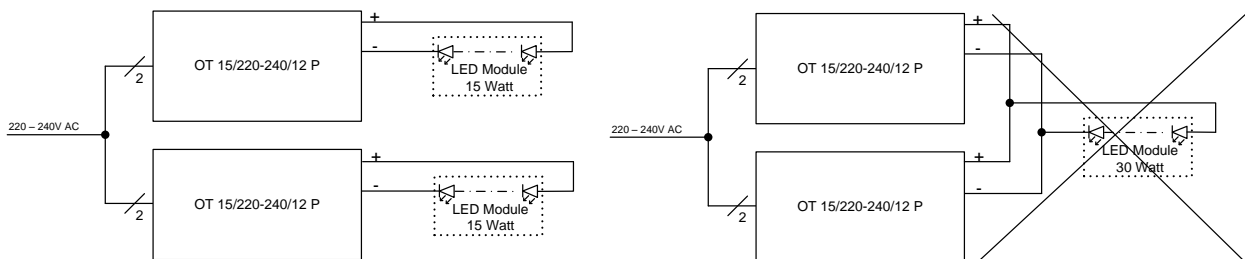
Nominal Voltage	220 – 240 Vac
Input Voltage	198 – 264 Vac
Line Current, nominal	0,1 A@230 Vac
Mains Frequency	50 / 60 Hz
Power Factor	> 0.5 @ 230 Vac
Interface	None
IP Rating	IP 66
Max Out Power	15 Watt

Output Voltage	12,5 Vdc (-0,5V/+0,5V)
Efficiency	80% @ 230 Vac
Ambient Temperature Ta	-25°C to +55°C
Max. Case Temperature at Tc	+80°C
Max. Cable Length	10m
Max load per circuit breaker B10	32
Max load per circuit breaker B16	51
Max load per circuit breaker C10	51

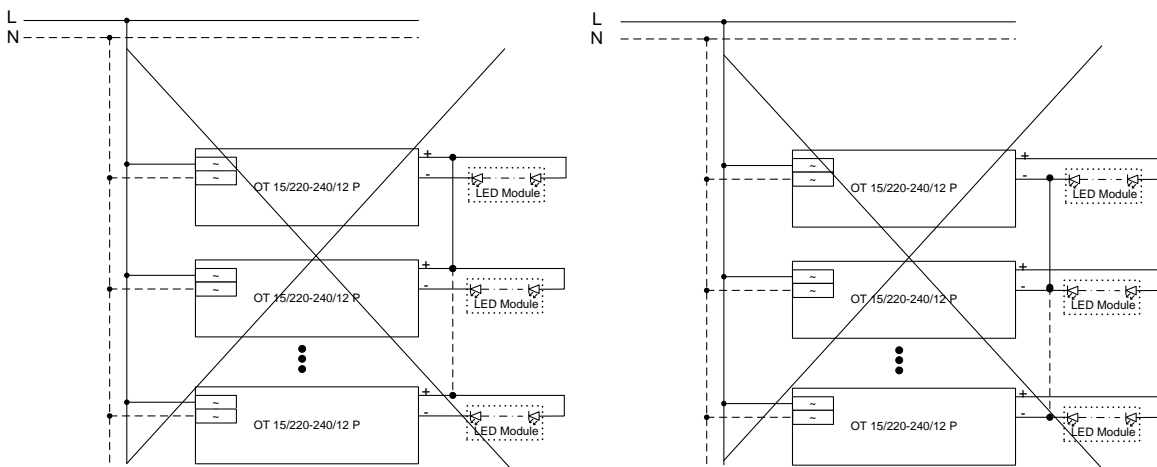
2. Connection Schemes



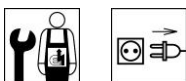
3. Safety



Power supplies can be connected in parallel on the primary side, but not on the secondary side



The installation of two or more OPTOTRONIC® OT 15/220-240/12 P Power supplies with common “-” or “+” wiring is forbidden.



2013-03-21

AA416090055

OSRAM AG

www.osram.com

Steinerne Furt 62, 86167 Augsburg, Germany

No. 1, North Industrial Road
528000 Foshan Guangdong, P.R. China



OPTOTRONIC®

OT 15/220-240/12 P

Constant Voltage LED Power supply for 12V LED - Modules

Wiring and Connection

- Ensure that the LED module load is within the range of rated voltage, current and power supply (see Technical data)
- Maximum output cable length is limited by EMI and cross diameter
- Use output cable sections adequate to the load demand
- The luminaire manufacturer is responsible for providing the required clearances and creepage distances and also for protection against electrical shock, especially for the line and load wires
- Please avoid direct exposure of sunlight and in case of exposure to UV rays, protect the cables with suitable silicone sheath.

Earth Connection

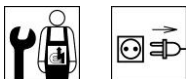
- OT 15/12 P is a "Protection Class II" power supply, therefore ground connection is not required

Mounting and Environmental protection

- The control gear is a build in type for luminaire integration
- Maximum permissible ambient temperature must not be exceeded. Make sure there is adequate space to avoid a build-up of heat. In critical installations the temperature at t_c has to be controlled

2 General Note

- Power supplies must be installed by a qualified electrician
- Disconnected from mains supplies before wiring work
- For further information see also "OPTOTRONIC – Technical guide" at www.osram.com



2013-03-21

AA416090055

OSRAM AG

www.osram.com

Steinerne Furt 62, 86167 Augsburg, Germany

No. 1, North Industrial Road
528000 Foshan Guangdong, P.R. China

