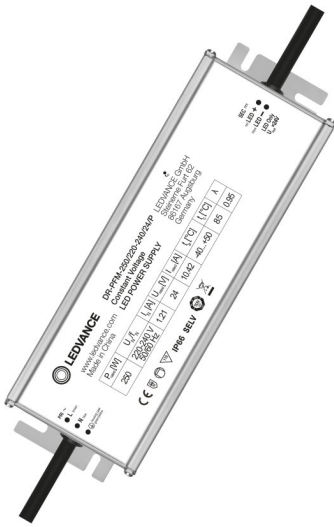


PRODUCT DATASHEET

DR-PFM -250/220-240/24/P

LED DRIVER OUTDOOR PERFORMANCE | Constant voltage outdoor LED driver



AREAS OF APPLICATION

- Suitable for indoor and outdoor installations
- Facade and building illumination
- Ideal for illuminating public spaces
- Bathrooms, kitchens and outdoor areas
- Offices, shopping centers, hospitals, restaurants, hotels

PRODUCT BENEFITS

- Perfectly matched to 24 V LED flexible strips
- 5 years guarantee
- Very stable output power
- Quick and simple installation due to prewiring
- High efficiency and reliability
- Installation in very cold and hot environments

PRODUCT FEATURES

- Available in 30 W, 60 W, 100 W, 150 W and 250 W
- Lifetime: up to 50,000 h (at max. tc temperature)
- Type of protection: IP66
- Operating temperature range at ta: -40...50 °C
- Supply voltage: 220...240 V
- Operating frequency: 50/60 Hz
- Surge protection: up to 4 kV (L-N) for 30W/60W, 6 kV (L-N) / 6 kV (L/N-PE) for 100W/150W/250W
- Short-circuit and overload protection

TECHNICAL DATA

Electrical data

Nominal output power	250 W ¹⁾
Input voltage AC	198...264 V ²⁾
Mains frequency	50/60 Hz
Nominal output voltage	24 V ³⁾
Nominal voltage	220...240 V
Device power loss	22 W ⁴⁾
Power factor λ	0.95 ⁵⁾
ECG efficiency	92 % ⁶⁾
Inrush current	60 A ⁷⁾
Max. ECG no. on circuit breaker 10 A (B)	6
Max. ECG no. on circuit breaker 16 A (B)	10
Max. ECG no. on circuit breaker 25 A (B)	16
Galvanic isolation primary/secondary	3.75 kV
Surge capability (L/N-Ground)	6 kV
Surge capability (L-N)	6 kV
Nominal output current	10420 mA ⁸⁾
U-OUT (working voltage)	24 V

¹⁾ From 0 to 250 W

²⁾ Permitted voltage range

³⁾ Maximum 24 V

⁴⁾ At maximum LED load of 250 W

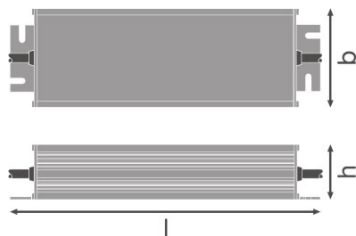
⁵⁾ Full load at 230 V

⁶⁾ At full load and 230 V

⁷⁾ $t_{width} = 10.1 \mu s$ (measured at 50 % I_{peak})

⁸⁾ $\pm 10\%$

Dimensions & weight



Length	233.0 mm
Width	74.0 mm

Height	42.0 mm
Product weight	1200.00 g
Cable cross-section, input side	1.0 mm ²
Mounting hole spacing, width	35.0 mm
Cable cross-section, output side	2.5 mm ²
Mounting hole spacing, length	215.0 mm
Prewired	Yes

Colors & materials

Body material	Metal
----------------------	-------

Temperatures & operating conditions

Ambient temperature range	-40...+50 °C
Permitted rel. humidity during operation	20...95 % ¹⁾
Maximum temperature at tc test point	85 °C
Max.housing temperature in case of fault	110 °C

¹⁾ Maximum 56 days/year at 95%

Lifespan

ECG lifetime	50000 h ¹⁾
---------------------	-----------------------

¹⁾ At maximum $T_c = 85^\circ\text{C}$ / 10% failure rate

Additional product data

Encapsulated	Yes
---------------------	-----

Capabilities

Dimmable	No
Suitable for fixtures with prot. class	I
Overheating protection	Yes
Overload protection	No
Short-circuit protection	Yes
Suitable for no-load mode operation	Yes
Max. cable length to lamp/LED module	10 m


Certificates & standards

Type of protection	IP66
Standards	Acc. to EN 61347-1/Acc. to EN 61347-2-13/Acc. to EN 55015/Acc. to EN 61547/Acc. to EN 61000-3-2/Acc. to EN 62384
Approval marks – approval	CE / TUV

Logistical data

Temperature range at storage	-40...+80 °C
-------------------------------------	--------------

DOWNLOAD DATA

File	
	User instruction LED DRIVER OUTDOOR PFM

LOGISTICAL DATA

Product code	Packaging unit (Pieces/Unit)	Dimensions (length x width x height)	Gross weight	Volume
4058075240049	Shipping carton box 10	267 mm x 242 mm x 303 mm	12988.00 g	19.58 dm ³

The mentioned product code describes the smallest quantity unit which can be ordered. One shipping unit can contain one or more single products. When placing an order, for the quantity please enter single or multiples of a shipping unit.

REFERENCES / LINKS

For Guarantee see
 ▶ www.ledvance.com/guarantee

DISCLAIMER

— Subject to change without notice. Errors and omission excepted. Always make sure to use the most recent release.